

FireCrunch is product with four different thicknesses: 6mm, 8mm, 10mm, and 20mm and a variety of sizes. There are also a few different types of edges for different types of application. To simplify this, please view the chart below.

NOTE: While ALL FireCrunch is NON Combustible, 6mm and 8mm have not been Fire "System" TESTED.

6mm / 8mm

6mm / 8mm Square Edge



Uses: Soffits, ceilings, exterior and interior lining (non fire rated)

Sizes: 1200mm x 2400mm
1200mm x 2700mm
1200mm x 3000mm

10mm

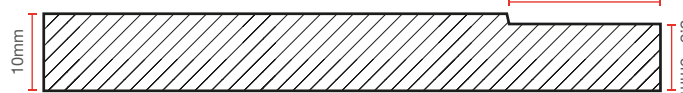
10mm Square Edge



Uses: Soffits, ceilings, exterior and interior lining (fire rated) (AS1530.4-2005)


Sizes: 1200mm x 2400mm
1200mm x 2700mm
1200mm x 3000mm

10mm Tapered and Recessed Edge



20mm


20mm Square Edge



Uses: Linings and internal floors (fire rated)

Sizes: 600mm x 2700mm
900mm x 2700mm

20mm Tongue & Groove



Uses: Interior and exterior flooring and decking (fire rated)

Sizes: 600mm x 2700mm
900mm x 2700mm